

## Open Source Shakespeare Quick Start Guide

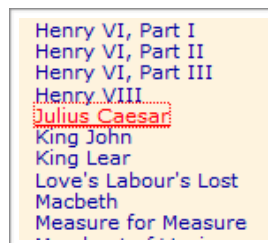
Begin by entering the Open Source Shakespeare **homepage** ([www.opensourceshakespeare.org](http://www.opensourceshakespeare.org)) with your browser. The page includes three columns.



On your left hand and under Shakespeare's portrait there is a column of his available works, as shown below.



In order to access the play, sonnet or poem of your choice, select it from the list provided, as shown below (highlighted in red letters).



You will be taken to a web page that includes the following, as shown in the picture below:

- The full title of the play and the date it is believed to have been written
- The several acts and scenes that may be selected for further reading (left column)
- The names of the characters that may be selected in order to read their speech (right column)

A screenshot of the Open Source Shakespeare website page for "The Tragedy of Julius Caesar (1599)". The page is divided into two columns. The left column is titled "Scenes (18 total)" and includes a link for "Complete Text" and "Act I". Under "Act I", there are three scene descriptions: "Scene 1. Rome. A street.", "Scene 2. A public place.", and "Scene 3. The same. A street.". The right column is titled "Characters (49 total)" and includes a link for "Click on a name to see all of that character's speeches". Under this link, there are two character names: "All" and "Antony, (Marcus Antonius)", followed by "Artemidorus, of Cnidos, a teacher of rhetoric.".

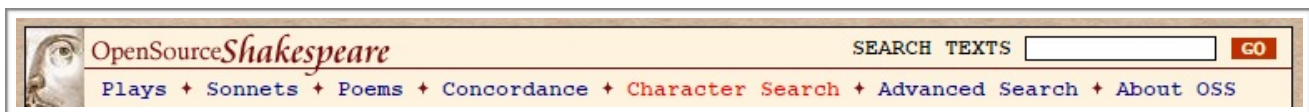
## The Tragedy of Julius Caesar (1599)

| Scenes<br>(18 total)                         | Characters<br>(49 total)                                                |
|----------------------------------------------|-------------------------------------------------------------------------|
| <a href="#">Complete Text</a>                | <a href="#">Click on a name to see all of that character's speeches</a> |
| <a href="#">Act I</a>                        | <a href="#">All</a>                                                     |
| <a href="#">Scene 1.</a> Rome. A street.     | <a href="#">Antony</a> , (Marcus Antonius)                              |
| <a href="#">Scene 2.</a> A public place.     | <a href="#">Artemidorus</a> , of Cnidos, a teacher of rhetoric.         |
| <a href="#">Scene 3.</a> The same. A street. |                                                                         |

By selecting an act or a scene (as demonstrated below, highlighted in red letters) you will be taken to that part of the text. Likewise, by selecting the name of a character, you will be taken to their own speech.

**Scene 1.** Rome. A street.  
**Scene 2.** A public place.  
**Scene 3.** The same. A street.

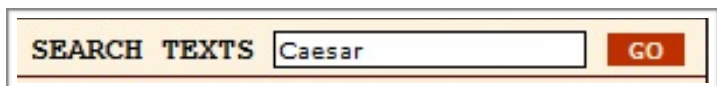
On the top of the page, you will notice shortcuts for several topics. By selecting each one (highlighted in red letters, as shown below) you will be taken to the specific area.



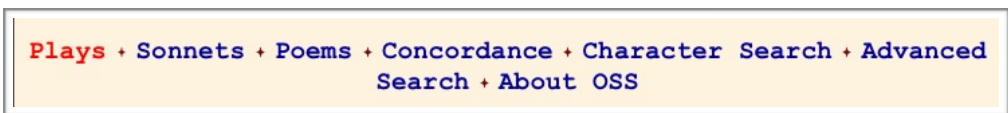
- By selecting “Plays” you will be taken to a list of all the plays organized by category: comedies, histories and tragedies.
- By selecting “Sonnets” you will be given various ways and filters in order to view sonnets of your choice.
- By selecting “Poems” you will be taken to the full list of Shakespeare's poems, which may be selected and read.
- By selecting “Concordance” you will be taken to an alphabetical index of the words appearing in Shakespeare’s work, which may be selected for more information.
- By selecting “Character Search” you will be given a search engine in order to look for specific characters in Shakespeare’s plays, sonnets and poems and also a complete list of all names that appear in his collective work by selecting the "See all characters at once" option below (highlighted in red letters).

**Search for Shakespeare characters**  
**See all characters at once**  
(warning: takes several seconds to load)

- By selecting “Advanced Search” you will be given numerous options in order to search for very specific terms. Some of those options are already offered elsewhere on the site, but some appear only in this page. One may, for example, search for plays that have been written in a very specific time frame.
- By selecting “About OSS” you will be offered information about the web site and other relative data offered by the creators of the web site.
- Finally, by typing a term in the search box and selecting “GO” you will be given a list with all appearances of the term in Shakespeare’s work.



A menu with similar options can also be found at the bottom of the page.



To return to the homepage, just select the button at the top left corner, as shown below.



In the right column of the homepage there are three square search boxes with further search options.

1. The top search box allows you to search for terms either in the collective works (ALL WORKS) or in specific works (by selecting the arrow pointing down as seen below)

A screenshot of a "TEXT SEARCH" form. It has a title "TEXT SEARCH" at the top. Below the title is a text input field. Underneath the input field is a label "Search in work:" followed by a dropdown menu currently showing "ALL WORKS". Below the dropdown is a red "Search" button. At the bottom of the form, there is a note: "For more search options, try the **advanced search**."

2. The next search box allows you to perform a Concordance search (explained above). In the example below "Jul" was typed in the search box as the "First part of a word"

A screenshot of a "CONCORDANCE SEARCH" form. It has a title "CONCORDANCE SEARCH" at the top. Below the title is a text input field containing "Jul". Underneath the input field are three radio button options: "Exact spelling", "First part of a word" (which is selected), and "Any part of a word". Below the options is a red "Search" button.

By selecting "Search" you will be taken to a list of all words with "Jul" as the first part of the word.

A screenshot of the search results page. The title is "Concordance search results for 'jul'". Below the title, it says "Searched for first part of word form. 12 word forms found." There is a small red icon of a flower. Below the icon is a list of word forms with their counts in parentheses:

- + jule (3)
- + julia (34)
- + julia's (5)
- + juliet (66)
- + juliet's (4)
- + julietta (1)
- + julietta's (1)
- + julio (1)
- + julius (16)
- + julla (1)
- + july (2)
- + july's (1)

More options will be given at this page to repeat a Concordance search with different criteria.

3. Back to the homepage. The bottom search box allows you to search specifically for characters in Shakespeare's works. In the example above "Rom" was typed in the search box.

**CHARACTER SEARCH**

[Search](#)

Enter a name, or the first part  
of a name, to locate the  
character(s) you want to find

[Full search page](#)

The results offered after selecting "Search" are all characters whose name starts with "Rom" as seen below.

| <b>3 characters found</b>                                                              |                      |                                                  |
|----------------------------------------------------------------------------------------|----------------------|--------------------------------------------------|
| <a href="#" style="color: blue; text-decoration: none;">Sort by number of speeches</a> |                      |                                                  |
| <b>Speeches</b>                                                                        | <b>Character</b>     | <b>Plays</b> (click to see character's speeches) |
| 10                                                                                     | <b>Roman</b>         | <a href="#">Coriolanus</a>                       |
| 4                                                                                      | <b>Roman Captain</b> | <a href="#">Cymbeline</a>                        |
| 163                                                                                    | <b>Romeo</b>         | <a href="#">Romeo</a>                            |

The central and widest column offers some of the search options and information we have already been offered through the rest of the columns and some new ones:

- Various search options
- Information about the website's focus, statistics and technical data
- A changing "quotation of the moment"
- An email address provided to the public for questions and suggestions